

FM Smart Transmitter



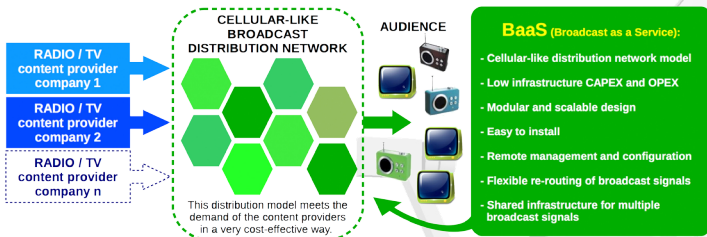
Description



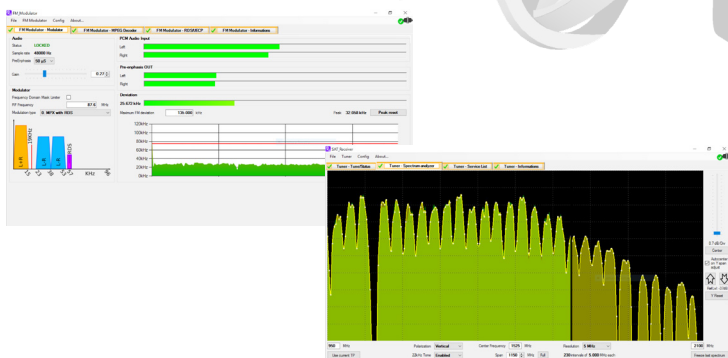
Thanks to the new digital technologies, all the hardware of a complete transmission station can now be integrated into a single equipment. **Smart-FM** by *Tecnoroll* is the highly compact solution that allows you to have all the functions of an FM transmission site in a single, mast-mounted, small-sized box.

Low power consumption, low electromagnetic pollution, quick & easy installation are the key features that make our equipment the best choice for FM area coverage.

Our cell-based model allows to cover vast territories in a smart way by transmitting the signal only to the needed areas, using low-power transmitters and avoiding to waste power and money to cover unnecessary areas. Moreover, it also allows for scalable investments, whose economic return would be impossible to achieve with the traditional business model.



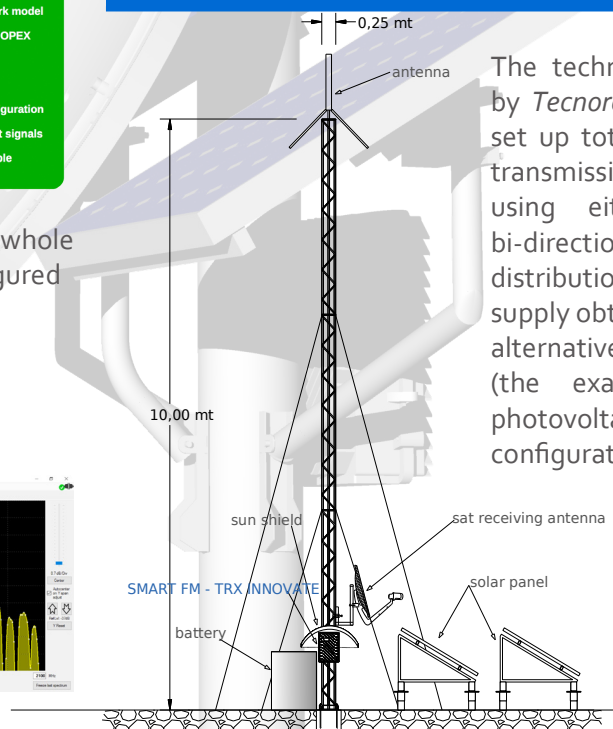
Thanks to the integrated control platform, the whole transmitter network can easily be managed and configured remotely from a single place.



General Specifications

Operation frequency range	- FM 87.5 to 108 MHz
Input	- RJ45 feed through waterproof connector for data stream and control - RF F type connector 75 Ohm to sat antenna - DC 12/24/48 V MIL-STD connector
Output	- RF N type connector 50 Ohm
Power	- 5 to 25 W (depending on options)
Other options	- Multi-carrier transmission
Standard compliance	- Radio spectrum ETSI 300-384; ETS 302-018 - EMC ETSI 447; ETS 301-489 - Safety EN 60950 - EN 60215
Supply	- ≤ 100W @ 24V (depending on options)
Environmental data	- Operating range 0° to 60°C - Storage range -10° to 75°C
Dimensions	- Outdoor unit (ODU module): 442 x 312 x 165.5 mm (~15kg)
Antenna options	- Ground Plane - Torch

Rural Transmission Site Installation Example



The technology developed by *Tecnoroll BMB* allows to set up totally self-sufficient transmission stations by using either mono- or bi-directional satellite distribution, with a power supply obtained by means of alternative energy sources (the example shows a photovoltaic panel + battery configuration).